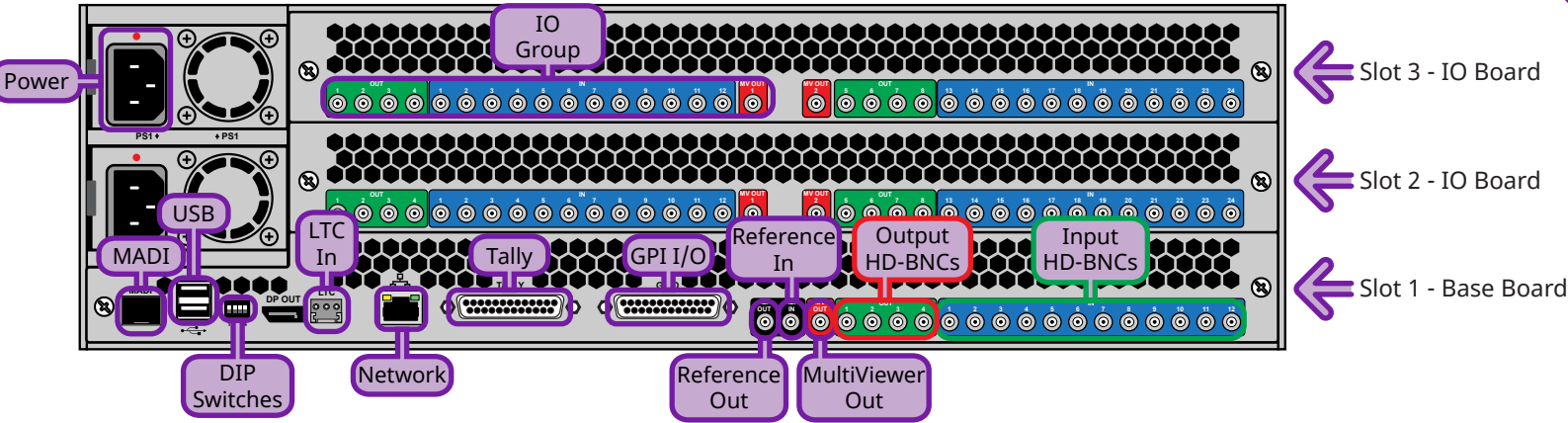
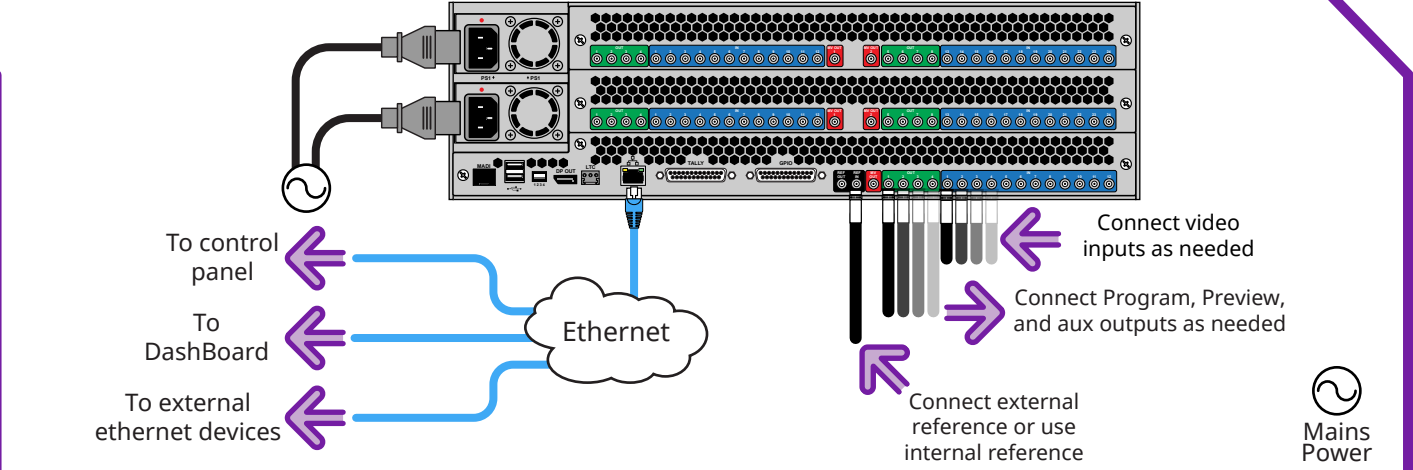


Ports, Pinouts, Diagnostics

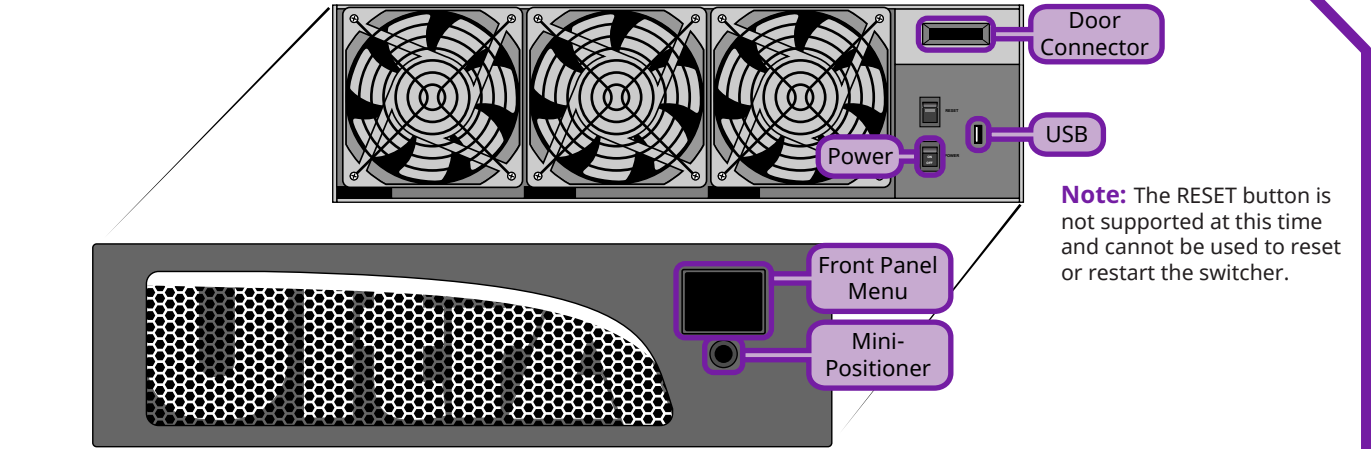


- Notes:**
- The MultiViewer outputs on the IO Boards can only display the inputs and outputs in that IO Group.
 - The number of IO Boards depends on the options purchased with the frame. The Base Board is required for the switcher to operate.
 - Audio is not embedded in the MultiViewer output.
 - There are 3 USB ports on the frame that can be used, but only one can be used at a time.

Control Cabling



Power Switches and Ports



Specifications

SDI Input Formats			
720p 50/59.94/60Hz			
1080i 50/59.94/60Hz			
1080pSF 23.98/24/25/29.97/30Hz			
1080p 23.98/24/25/29.97/30/50 (A)/59.94 (A)/60Hz			
UHDTV1 23.98/24/25/29.97/30/50/59.94/60 (Single-Link 12Gb/s 2SI)			

Default Values	
Frame IP	192.168.0.123
FTP User name	user
FTP Password	password


Tally Rating	
Input Voltage:	24VAC (rms) / 40VDC
Maximum Current:	120mA
Impedance:	< 15 ohms

Temperature	
Operating:	0 - 40°C (32 - 104°F)
Storage:	-20 - 85°C (-4 - 185°F)

Max Power Consumption (x2 Power Supplies)	
100-127VAC / 6.9A / 50-60Hz	
200-240VAC / 3.45A / 50-60Hz	

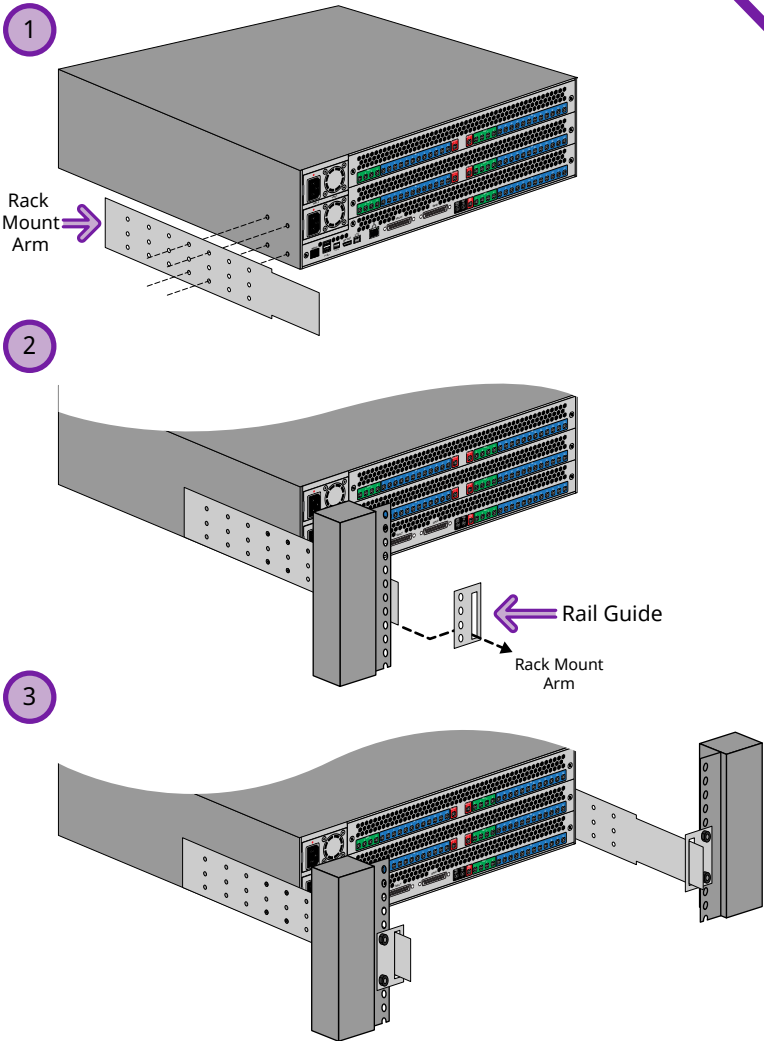
Video Input Specifications	
Equalization (using Belden 1694A cable)	<35m @ 12Gb/s (0°-40°C) <175m @ 3Gb/s (0°-40°C) <260m @ 1.5Gb/s (0°-40°C)
Impedance	75 ohm, terminating
Video Inputs, SDI	SMPTE 259M/292M/424M/ST-2082 (non-looping)
Reference Inputs (non-terminating, looping)	Standard Definition — analog black High Definition — tri-level sync

Video Output Specifications	
Return Loss	< -6.5dB @ 12GHz < -17.5dB @ 3GHz < -19dB @ 1.5GHz
Rise and Fall Time	27ps +/- 10% (UHD) 49ps +/- 10% (HD)
Signal Level	800mV +/- 10%
DC Offset	-7 mV
Overshoot	< 10%
SDI HD Mode	10-bit SMPTE-292M/424M
SDI UHD Mode	SMPTE ST 2082-1:2015 (1:2016)



CAUTION: Before you set up and operate your switcher, see the "Important Safety Instructions" in your Setup manual.


Rack Mounting



FrameGlow Diagnostics


NORMAL:

Normal operation. No warnings. Actual color is user selectable.



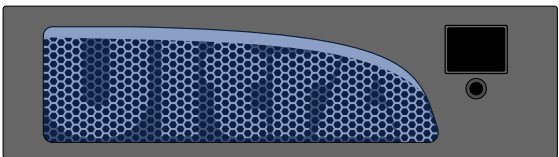
BOOTING:

Frame hardware is booting up.
(cycle from blue to white)



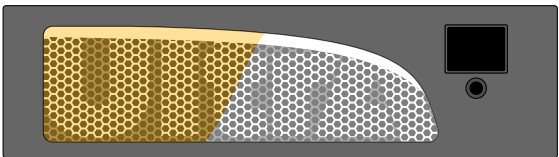
BOOTING:

Frame software is booting up.
(solid blue)



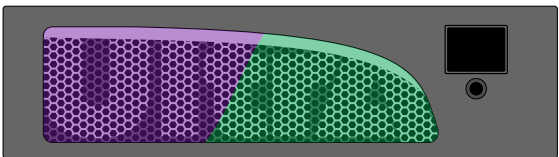
UPGRADE:

Frame is being upgraded.
(cycle from yellow to white)



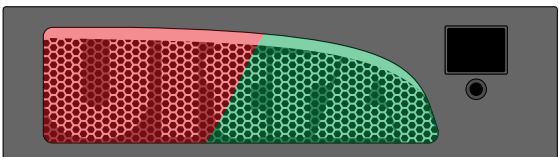
NO NETWORK:

Frame cannot detect a network connect.
(cycle from purple to green)



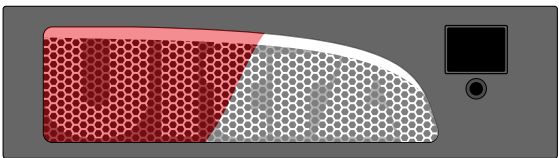
WARNING - Fan:

Frame fan is not responding.
(cycle from red to green)



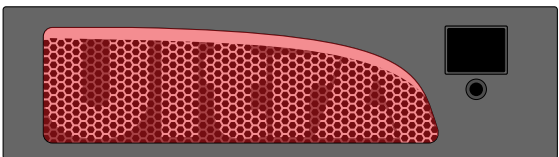
WARNING:

Frame is over-temperature or there is a status warning.
(cycle from red to white)

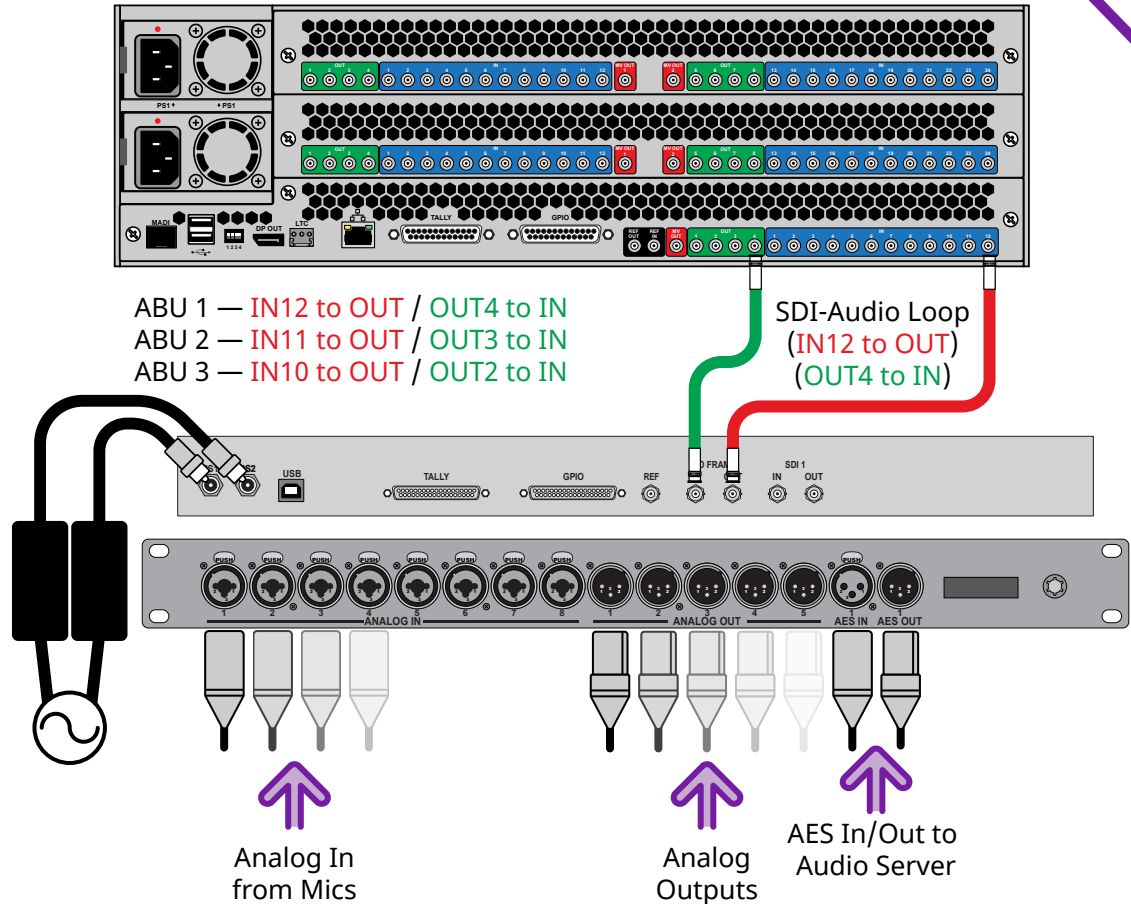


CRITICAL:

Frame is critically over-temp. Shutdown imminent.
(solid red)



1RU Audio Breakout Unit (ABU)



Important: Ensure that Phantom Power is turned off for the Analog Input unless you are connecting a microphone that requires phantom power. Connecting the line out from an audio device to the analog input with phantom power on could damage the audio device and/or the 1RU Audio Breakout Module. For added safety, a TRS phone connector should be used for line in audio sources.

Note: It is recommended that you always connect the AC Power Adapter to the device before connecting to Mains Power.

Max Power Consumption			Analog Audio Output Specifications		Analog Audio Input Specifications	
Audio Breakout Module	45W	3.75A 12V	Maximum Level	+24dBu	Input Impedance	XLR: 2K ohm
			Frequency Response	±0.4dB (22Hz to 20kHz @ Fs = 48kHz)		¼" Jack: 10K ohm
			Signal to Noise Ratio	-103dB	Maximum Level	+24dBu
			THD	>93dB	Frequency Response	±0.3dB (22Hz to 20kHz @ Fs = 48kHz)
			Amplitude Linearity	<0.3dB @ -100dBFS	Signal to Noise Ratio	-95dB
			Crosstalk	-106dB (20Hz to 20kHz)	"A" weighting	-98dB
					CCITT weighting	-107dB
					THD	>93dB or <0.002%
					Amplitude Linearity	<0.8dB @ -100dBFS
					Crosstalk	-94dB

Having a problem? Call our free, 24-hour technical support hotline to speak with a live product specialist located right here in our facility.
Tel: (+1) 613 • 652 • 4886
Email: techsupport@rossvideo.com